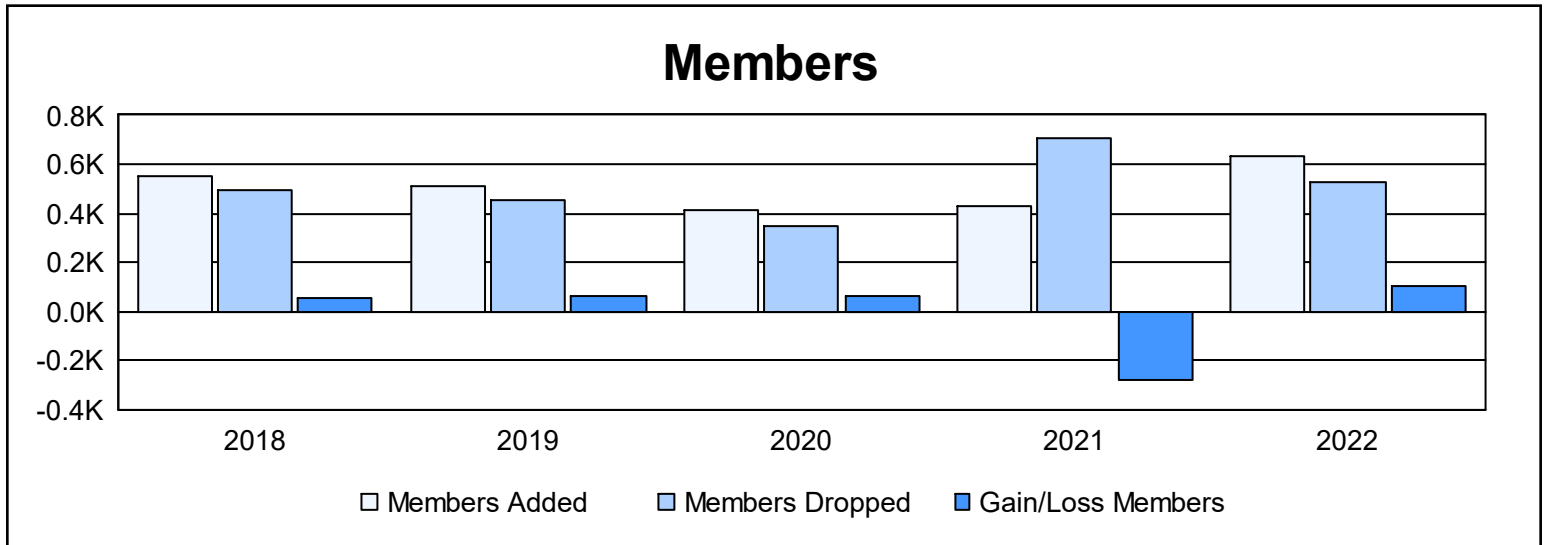
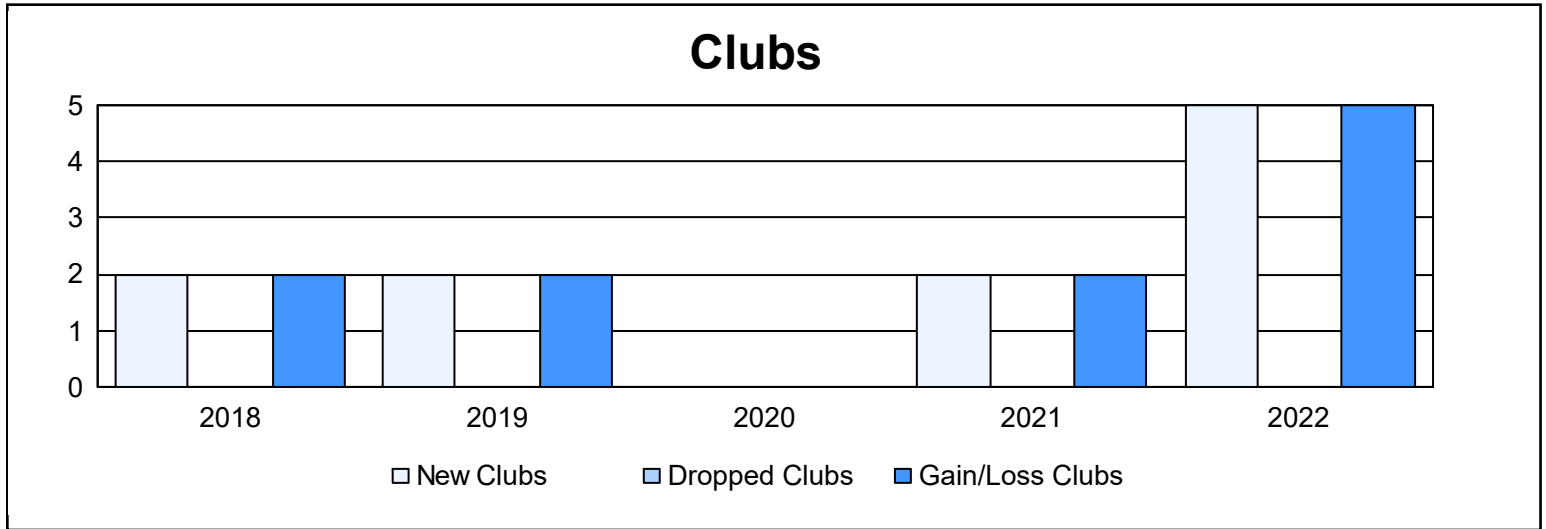
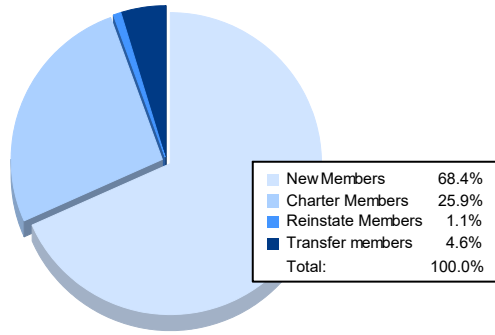


Year	New Clubs	Dropped Clubs	Gain/ Loss Clubs	New Members	Charter Members	Reinstate Members	Transfer Members	Total Member Added	Total Members Dropped	Gain/ Loss Members
2017-2018	2	0	2	438	65	30	15	548	491	57
2018-2019	2	0	2	415	68	7	23	513	453	60
2019-2020	0	0	0	364	5	16	27	412	346	66
2020-2021	2	0	2	325	67	10	29	431	709	-278
2021-2022	5	0	5	432	164	7	29	632	525	107
<b>Average</b>	<b>2</b>	<b>0</b>	<b>2</b>	<b>395</b>	<b>74</b>	<b>14</b>	<b>25</b>	<b>507</b>	<b>505</b>	<b>2</b>



### Membership Composition June 2022 Cumulative



### Gender Composition June 2022 Cumulative

